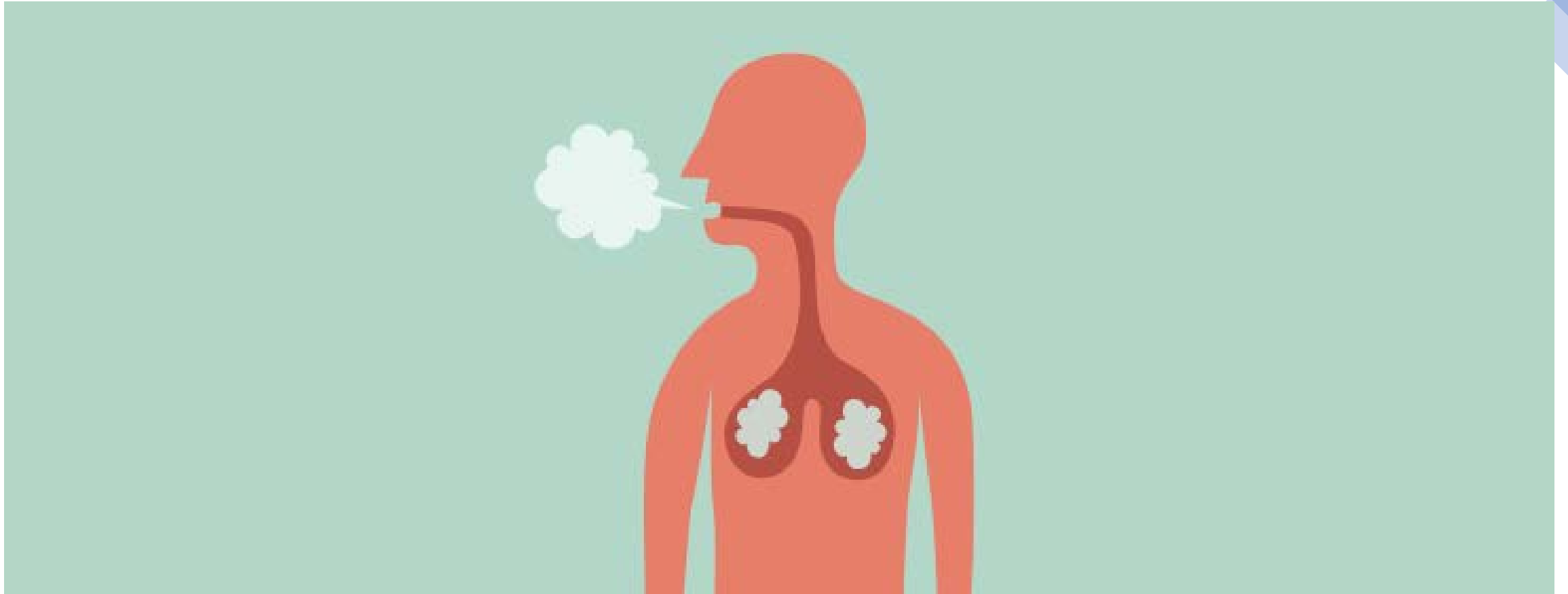


AIRWAY OBSTRUCTION



BREATHING DIFFICULTIES



Universal sign
of choking

ASK COUGHING ADULT/CHILD "ARE YOU CHOKING"
IF NOD YES, ENCOURAGE MORE COUGHING
IF OBJECT NOT DISLODGED FOLLOW STEPS BELOW

STANDING BEHIND THE PERSON
PLACE YOUR HAND AROUND THEIR WAIST
ABOVE THE NAVAL
AND BELOW THE XIPHOID
(BONE AT THE END OF THE STERNUM)
MAKE A "C" WITH ONE HAND AND
A FIST WITH THE OTHER
PLACE THE FISTED HAND INSIDE THE
CENTER OF THE "C" AND
PUSH IN AND UP HARD
(HEIMLICH MANEUVER)
CONTINUE TO SEE IF OBJECT DISLODGES

PERSON GOES UNCONSCIOUS, SAFELY LOWER TO FLAT
SURFACE/CALL 911/BEGIN CPR/REASSESS VICTIM

CALL 911/SUMMON EMS
PICK UP INFANT (CAREFULLY)
REMOVE OBJECT ONLY IF VISIBLE/FINGER SWEEP
SUPPORT THEIR HEAD
PLACE INFANT FACE DOWN ON YOUR ARM AT A
45 DEGREE ANGLE
WITH THE HEEL OF YOUR HAND
HIT THE INFANTS BACK BETWEEN THE SHOULDER
BLADES 5 TIMES
TURN THE INFANT OVER (WHILE SUPPORTING THE HEAD)
PERFORM 5 CHEST THRUST USING TWO FINGERS
CHECK FOR OBJECT – FINGER SWEEP ONLY
REPEAT UNTIL OBJECT IS DISLOCATED OR

INFANT BECOMES
UNCONSCIOUS
BEGIN CPR/REASSESS/AED

LOOK FOR LACK OF O2 SIGNS

blue lips / head / nail beds (cyanosis)

CHOKING INFANT



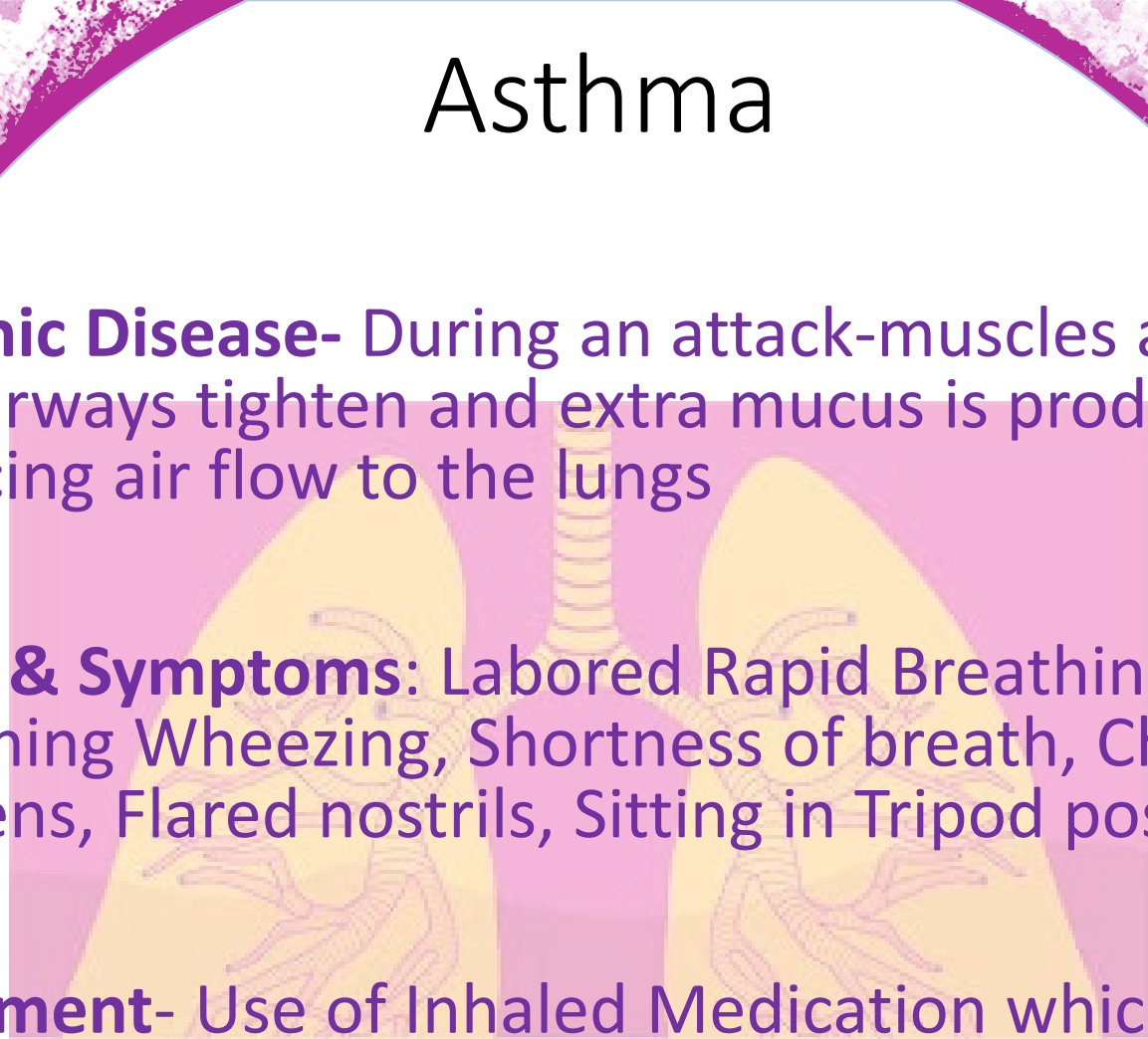


Breathing Difficulties



Asthma

- **Chronic Disease-** During an attack-muscles around the airways tighten and extra mucus is produced reducing air flow to the lungs
- **Signs & Symptoms:** Labored Rapid Breathing, Coughing Wheezing, Shortness of breath, Chest tightens, Flared nostrils, Sitting in Tripod position.
- **Treatment-** Use of Inhaled Medication which quickly opens the pathways, dries up the mucus and restores air flow to the lungs.



CHRONIC
OBSTRUCTIVE
PULMONARY
DISEASE

SYMPTOMS

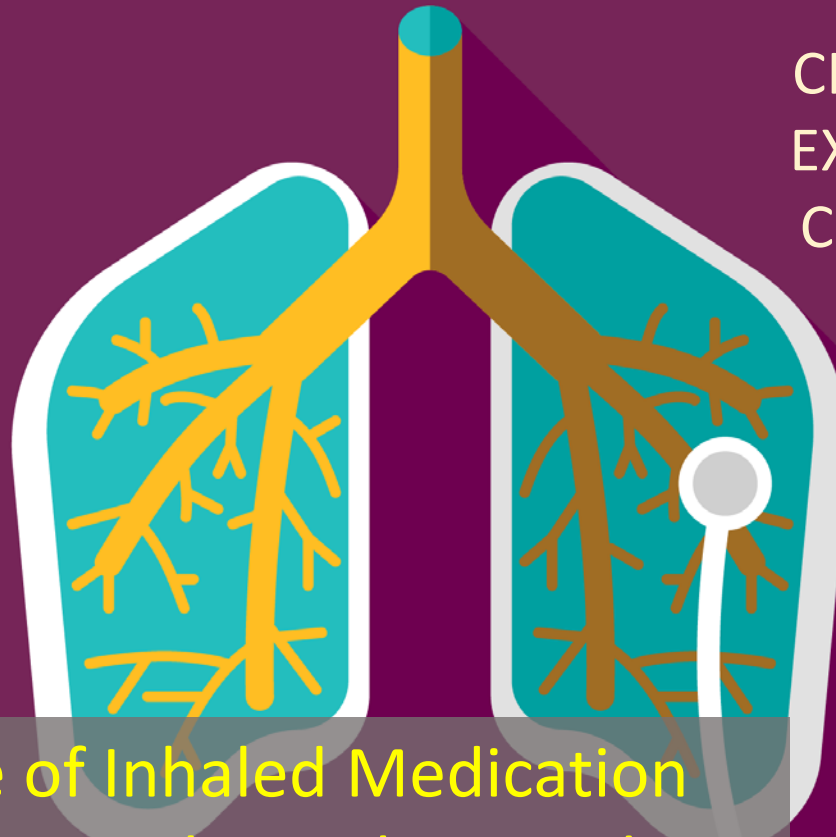
SHORTNESS OF BREATH

WHEEZING

CHEST TIGHTNESS

EXCESSIVE MUCUS

CHRONIC COUGH



Treatment- Use of Inhaled Medication which quickly opens the pathways, dries up the mucus and restores air flow to the lungs.





ASK IF THEY HAVE AN INHALER AND WHERE IT IS
YOU MAY ASSIST IN THE USE OF THE INHALER
BUT DO NOT ADMINISTER THE DOSE



**YOU MAY ASSIST WITH
ADMINISTRATION**

Signs and symptoms of **Anaphylaxis**

of the conjunctiva

Runny nose

of lips,
or throat

Central nervous system

- lightheadedness
- loss of consciousness
- confusion
- headache
- anxiety

SEVERE ALLERGIC REACTION

Respiratory

- shortness of b
- wheezes or st
- hoarseness
- pain with swall
- cough

Gastrointest

- crampy abo
- pain
- diarrhea
- vomiting

Loss of
bladder con



DROWNING



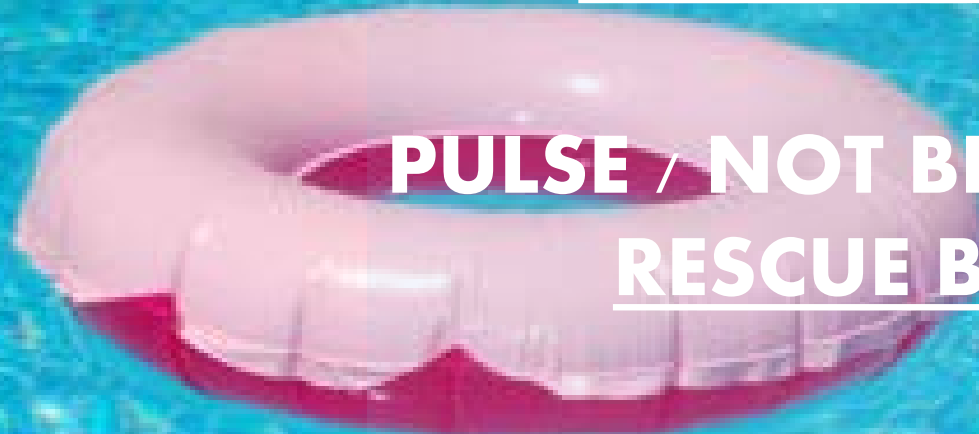
TREATMENT

Suspect possible spinal injury for water related incidents use jaw thrust to open airway

ACTIVATE EMS

NO PULSE/NOT BEATHING

BEGIN CPR/REASSESS/AED



PULSE / NOT BREATHING

RESCUE BREATHING

BREATHING BUT NOT AWAKE

RECOVERY POSITION

A VICTIM MAY BE ABLE TO SURVIVE A NEAR DROWNING W/O OXYGEN FOR LONGER IF THE WATER IS COLD